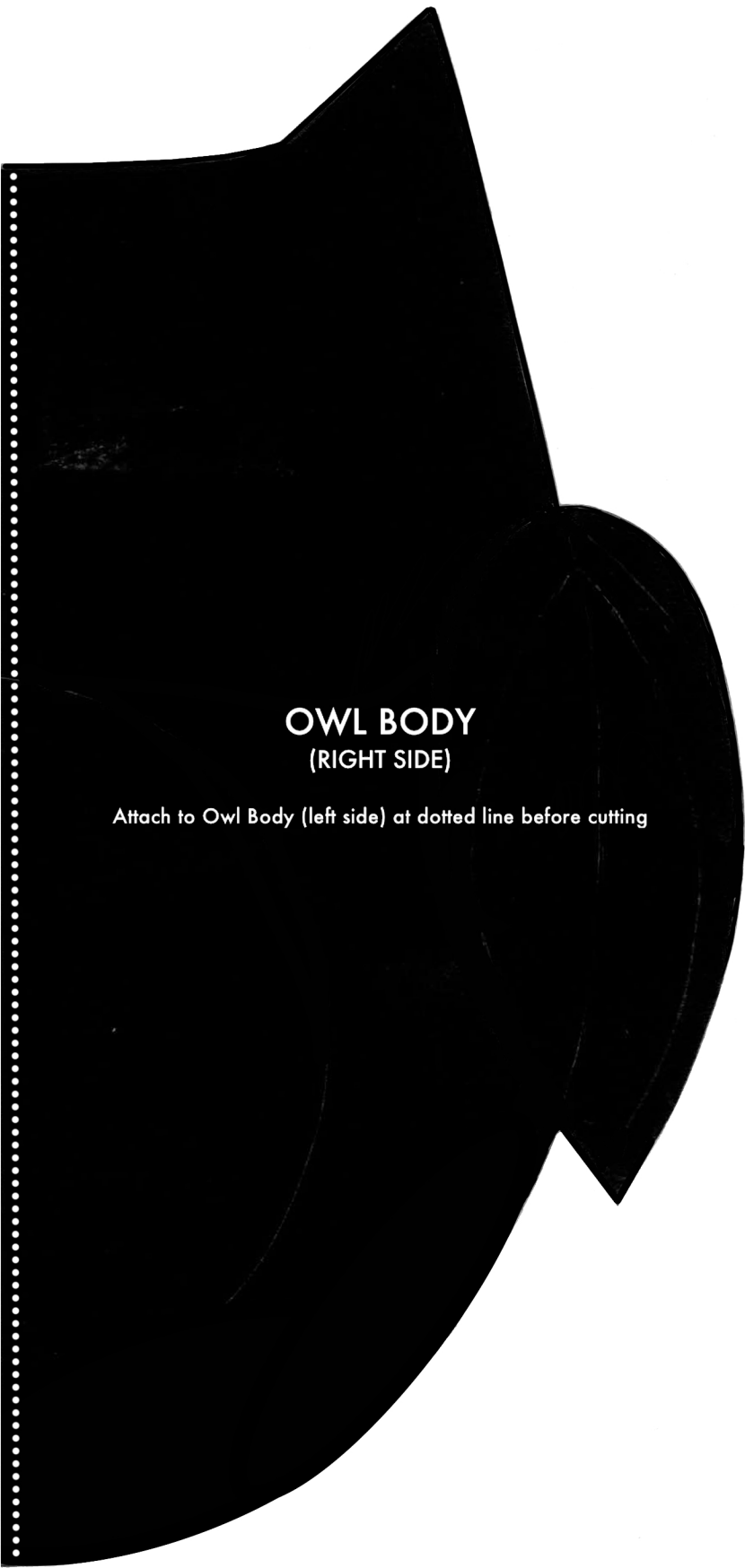


**OWL BODY**  
**(LEFT SIDE)**

Attach to Owl Body (Right Side) at dotted line  
Cut from 1/2 inch thick wood or MDF




**OWL BODY**  
(RIGHT SIDE)

Attach to Owl Body (left side) at dotted line before cutting




**OWL TUMMY**

Cut from 1/4 inch thick wood or MDF




**OWL EYE**

Cut 2 from 1/4 inch thick wood or MDF  
or use pre-made wood circles  
from a craft store.  
For pupils, use small 1 inch wood circles  
or buttons



**OWL BEAK**

Cut from 1/4 inch thick wood or MDF



**BRANCH**  
**(RIGHT SIDE)**

Attach to branch left side pattern before cutting from wood



**BRANCH**  
**(LEFT SIDE)**

Cut from  $\frac{1}{2}$  inch thick wood or MDF